

Top 30

Top Volume

	Last Vol	Day Hi Day Lo	Change %Chg	Buy Vol Sell Vol	EP R/O
eanus	0.014 ▲	0.015	0.001	8,067K --	
579	61,259K	0.013	7.7	17,320K R	
APAC Strategic	0.054 ▲	0.058	-0.005	5,900K --	
5RA	52,490K	0.052	-8.5	247,000 R	
HSI23600MBeCW141127@	0.068 ▲	0.087	0.016	1,000,000 --	
UP9W	1,449K	0.011	1.0	985,000 R	
HSI22800MBePW141127@	0.083 ▼	0.093	0.006	205,000 --	
JQ6W	33,618K	0.075	7.8	1,000,000 R	
SingTel	3.710 ▲	3.720	0.010	1,252K --	
Z74	25,111K	3.660	0.3	331,000 R	
Jaya	0.042 ▼	0.044	0.003	2,817K --	
J10	20,191K	0.038	7.7	1,876K R	
Artivision Tech	0.084 ▼	0.086	0.006	1,230K --	
5NK	19,448K	0.080	7.7	290,000	
110	0.075	0.075	0.005	0.0	

Android User Guide

Contents	Page
Log In	2
Getting Started	4
Market: Top 30, Indices, Watchlist	7
Place order	10
Trades: Order Book, Amend Order, Withdraw Order	16
Portfolio	24
Account Page	26
Change password, Log Out	27

How to download limtan app (for new clients)



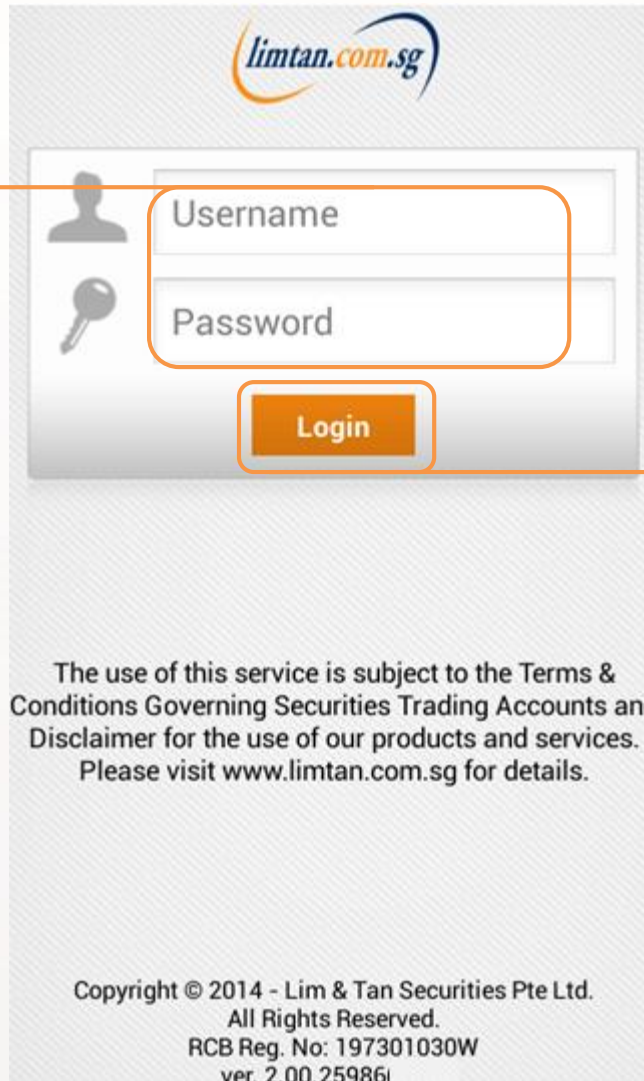
[Click here to download from Google Play Store](#)

Or go straight to the Play Store and search for “limtan”. The app is free for download.

Login to LimTan Android App

1) Enter our login details.

The Username and Password are the same as that for your Online Trading Account. For security purpose, you will only be able to access one channel at any given time.

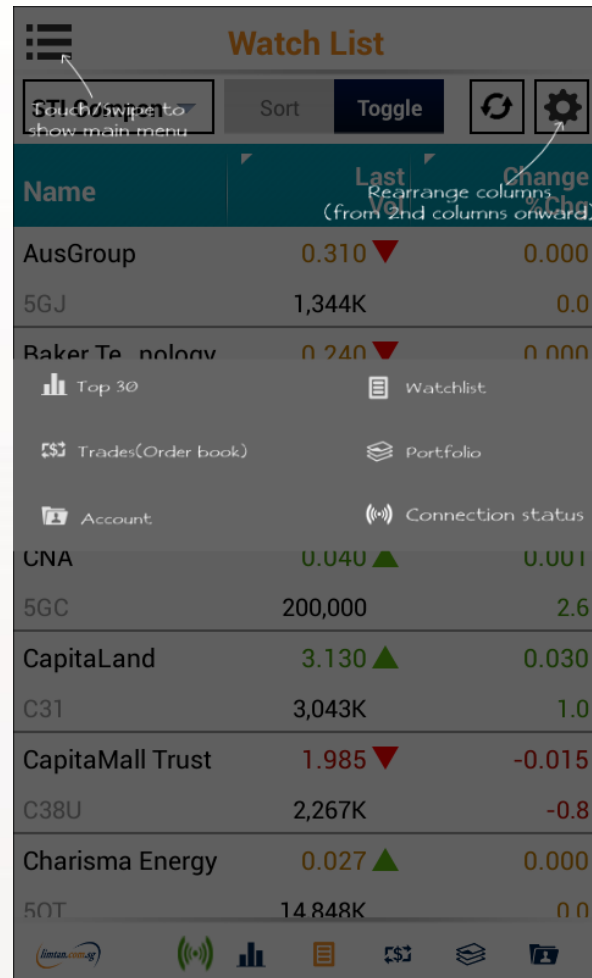


The image shows the login screen of the LimTan Android app. At the top is the logo for limtan.com.sg. Below the logo is a login form with two input fields: 'Username' and 'Password'. To the left of the 'Username' field is a person icon, and to the left of the 'Password' field is a key icon. Below the input fields is an orange 'Login' button. At the bottom of the screen, there is a disclaimer: 'The use of this service is subject to the Terms & Conditions Governing Securities Trading Accounts and Disclaimer for the use of our products and services. Please visit www.limtan.com.sg for details.' At the very bottom, the copyright information is displayed: 'Copyright © 2014 - Lim & Tan Securities Pte Ltd. All Rights Reserved. RCB Reg. No: 197301030W ver. 2.00.25986i'.

2) Tap 'Login' to confirm.

Getting started : In-app help

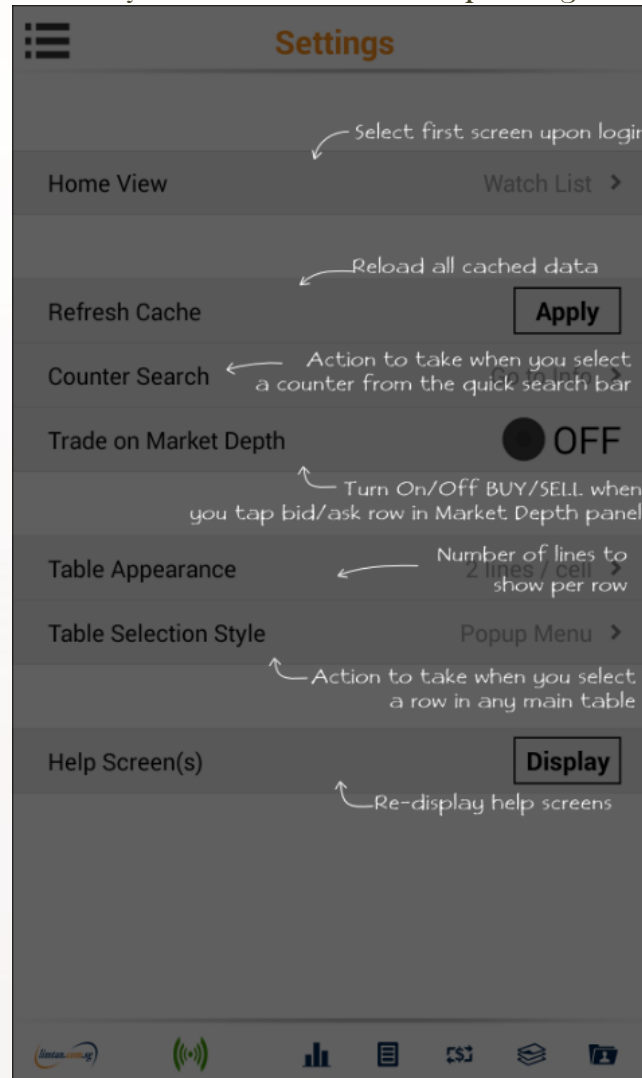
Upon first login, you will see an in-app assistance page. The drawings indicate what each symbol, field or logo does. Touch anywhere on the screen to exit.



Getting started : Settings

To re-display the help screen, go to Settings.

You can set the first screen that you would like to see upon login and other settings here.



Actions available:

- Go to Buy/Sell
- Go to counter info

Market Depth

If you have subscribed to Market Depth for the Internet Channel, you will also be able to access this function on the iPhone.

If you have not subscribed to Market Depth, you may do so by using the Internet Channel. Select Market Depth under our limtan loyalty reward redemption catalogue using loyalty points or payment by cash.

Trade on Market Depth:

When this feature is switched on, you may click on the Bid / Bid Vol / Ask / Ask Vol column in Market Depth to bring up an order ticket with the bid / ask price clicked

Getting started : Recognising the tabs

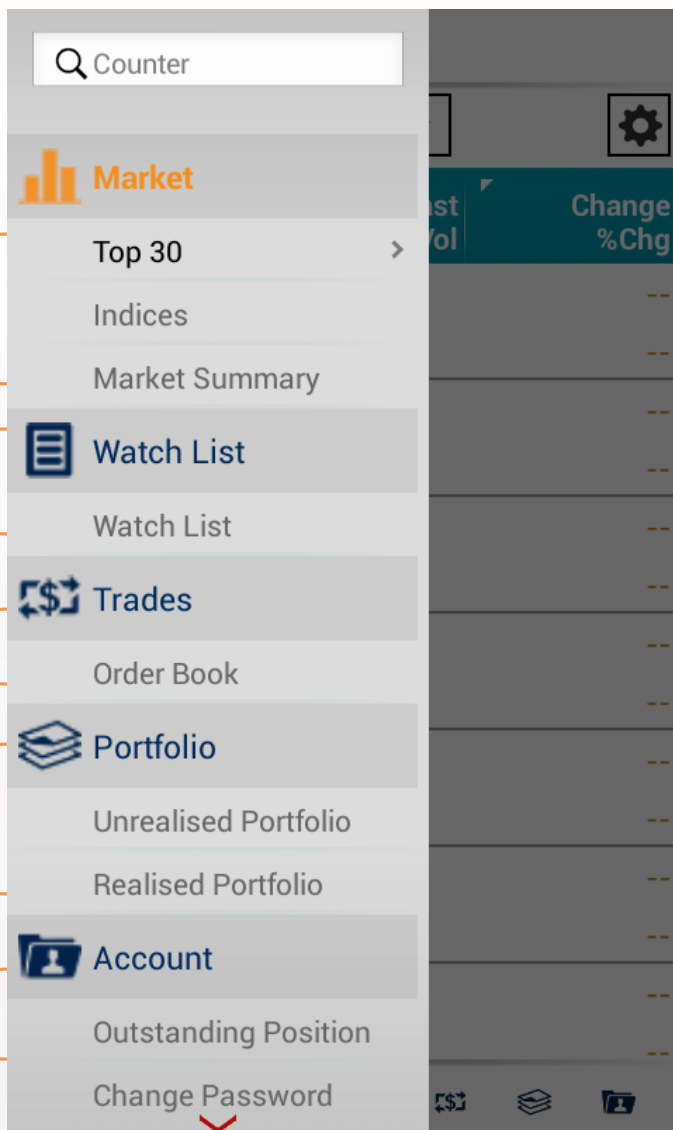
View **Top Volume** Stocks, Your **Watchlists**, **Indices** and **Market Summary**

Create and view up to 5 different **Watchlists**

View your trades Today, or **All** trades at once. **Amend** or **Withdraw** orders here.

View the unrealised and realised profits of your trades here.

See outstanding position of different types of your accounts and change Password on this tab.



Market: Top 30

The Top 30 screen shows the top stocks of various categories. Tap and hold on individual stocks to view the Market Depth, Time & Sales, Trade Summary and Chart.

Tap on the drop down field to select a market to view:

- SGX
- HKG
- NYS
- NMS
- ASE

Tap on the drop down field to select a category to view:

- Top Volume
- Top Gainers
- Top Losers
- Top Gainer %
- Top Loser %

Top 30

SGX ▼

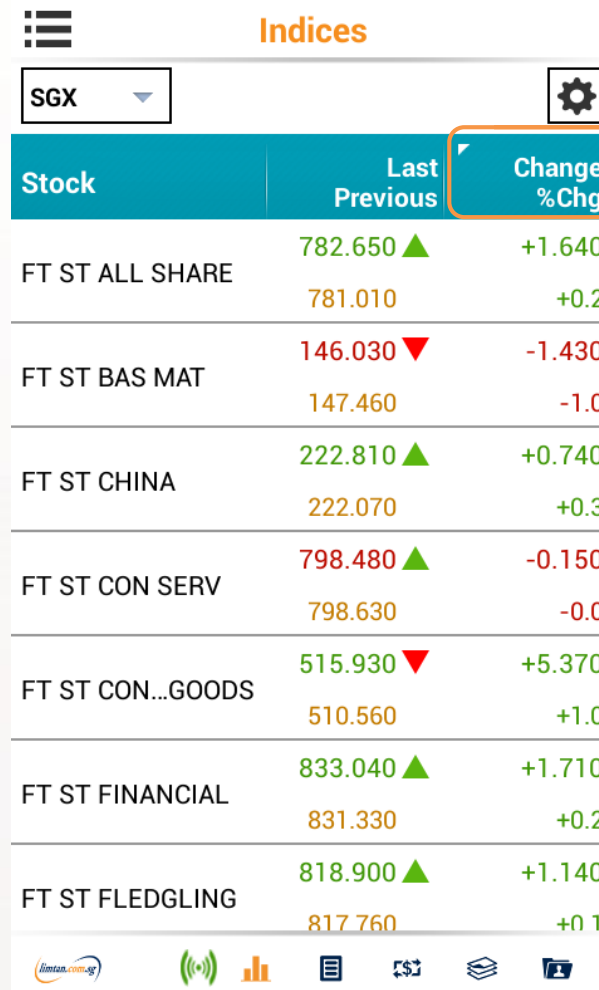
Top Volume ▼

⚙️

Name	Last Vol	Change %Chg
Compact Metal	0.047 ▲	0.003
T4E	71,278K	6.8
Joyas Intl	0.031 ▲	0.006
E9L	35,229K	24.0
HSI240...0129@	0.076 ▼	-0.016
AHAW	20,055K	-17.4
Digiland Intl	0.001	0.000
G77	18,341K	0.0
WE	0.009 ▼	0.000
5RJ	12,457K	0.0
SIIC En...onment	0.138 ▼	-0.001
5GB	12,059K	-0.7
IHC	0.280 ▲	0.000
5WA	11 917K	0.0

Market: Indices

At Market Indices Screen, you will be able to view various market indices.



The screenshot shows the 'Indices' screen with a hamburger menu icon at the top left and a settings gear icon at the top right. Below the title, there is a dropdown menu currently set to 'SGX'. The main content is a table of market indices. The table has three columns: 'Stock', 'Last Previous', and 'Change %Chg'. The 'Change %Chg' column is highlighted with an orange box. To the right of the table, a text box explains that tapping the 'Change %Chg' header toggles between 'Day High / Day Low' and 'Change / % Change' views. The table lists seven indices: FT ST ALL SHARE, FT ST BAS MAT, FT ST CHINA, FT ST CON SERV, FT ST CON...GOODS, FT ST FINANCIAL, and FT ST FLEDGLING. Each row shows the current value, a previous value, and the change with a corresponding green up arrow or red down arrow.

Stock	Last Previous	Change %Chg
FT ST ALL SHARE	782.650 ▲ 781.010	+1.640 +0.2
FT ST BAS MAT	146.030 ▼ 147.460	-1.430 -1.0
FT ST CHINA	222.810 ▲ 222.070	+0.740 +0.3
FT ST CON SERV	798.480 ▲ 798.630	-0.150 -0.0
FT ST CON...GOODS	515.930 ▼ 510.560	+5.370 +1.0
FT ST FINANCIAL	833.040 ▲ 831.330	+1.710 +0.2
FT ST FLEDGLING	818.900 ▲ 817.760	+1.140 +0.1

Tap to toggle between:
Day High / Day Low
Change / % Change

Market: Watchlist

Edit, create and view up to 5 watchlists at the Watchlist screen. Watchlists are synchronised across all Online trading channels.

Select the watchlist to view.

Tap to toggle among:

- Buy / Sell Price
- Day High / Low Price
- Open and Previous Price
- Last Volume

☰
Watch List

Watchlist 1 ▲

Watchlist 2
 Watchlist 3
 Watchlist 4
 Watchlist 5

Sort

Toggle

↺

⚙️

	Last Vol	Change %Chg
Watchlist 1 ✓		
Watchlist 2	1.745 ▲	0.015
Watchlist 3	292,000	0.9
Watchlist 4	--	--
Watchlist 5	--	--
Casa	--	--
C04	--	--
Compact Metal	0.047 ▲	0.003
T4E	71,278K	6.8
CosmoSteel	0.395 ▲	0.005
B9S	8,775K	1.3
Digiland Intl	0.001	0.000
G77	18,341K	0.0
Edition	--	--
5HG	--	--

1. Click Edit to edit, rename or create new watchlists.
The edit window will appear.

All Watchlists

Watchlist 5 +

⊖
Daily list
➤

⊖
Watchlist 2
➤

⊖
Watchlist 3
➤

⊖
Watchlist 4
➤

2. Key the name of the watchlist you would like to create and touch

Tap to toggle among:

- Buy / Sell volume
- Remarks / Indicator
- Real time / Delayed prices
- Change / % Change

Indicator column

- L: Available to open Long CFD position
- S: Available to open Short CFD position



Place order: Basic

For placing Basic Order: Basic page, limit orders can be placed. Select your Account, Action, insert Price, Quantity, Settlement Ccy and Mode. Key in your password and touch submit.

Please note that the Price data on Place Order screen is shown as a snapshot of price.

'Basic' is the default selected page.

J85:SGX

Basic Time-in-Force Condition

Open 1.745

Bid/Ask 1.740 / 1.745

Hi/Lo 1.750 / 1.735

Bid/Ask 1,000

1.745

Account **i**

Action Buy Sell Short Sell

Price - 1.745 +

Quantity - +

Order Type Limit ▼

Ccy SGD ▼

Mode Cash ▼

Forced No Yes

Password

Submit **Cancel**

1. Select your Account
(Click **i** to view your limits)

2. Select type of Action

3. Key Price and Quantity

4. Select Mode of payment and Settlement Currency for counters traded in foreign currency

5. Select 'Yes' to place order and submit a price at a stipulated bid size level*

6. Key in your online trading account password

Order Type by default is 'Limit'.

7. Tap Submit button to submit order.

Place order: Time-In-Force

Time-In-Force, Conditional and Stop Loss order pages allow you to select the Validity of the order – DAY, FAK, FOK, GTD, GTM. The main difference between Time-in-Force vs Conditional and Stop Loss is that there is no Order Triggering Condition (ie. Price, Session & Stop Price)

J85:SGX

asic	Time-in-Force	Conditional
	Open	1.745
	Bid/Ask	1.740 / 1.745
	Hi/Lo	1.750 / 1.735
	Bid/Ask	1,000

1.745

Account:

Action: **Buy** | Sell | Short Sell

Price:

Quantity:

Order Type:

Ccy:

Mode: Validity:

Forced:

Password:

Submit **Cancel**

1. Select 'Time-in-Force'

2. Select your Account
(Click view your limits)

3. Select type of Action

4. Key Price and Quantity

5. Select Order Type:
Limit, Market, Market to Limit

7. Select Validity of Order:
Day, FAK, FOK, GTD, GTM

9. Insert your online trading account
password

6. Select Mode of payment and Settlement
Currency for counters traded in foreign currency

8. Select 'Yes' to place order and submit a price
at a stipulated bid size level*

10. Tap Submit button to submit order.

Please click [here](#) for Advanced Orders FAQ

Place order: Conditional

At this page, order is placed upon Order Triggering Conditions: Price & Session.

J85:SGX

n-Force **Conditional** Stop Loss

Open 1.745
Bid/Ask 1.740 / 1.745
Hi/Lo 1.750 / 1.735
Bid/Ask 1,000

1.745

Account

1. If the following condition is met:

Mode **Price** Session

Stock

Based

Price

2. Place the following order:

Action **Buy** Sell Short Sell

Price

Quantity

Order Type

Ccy

Mode Validity

Forced **No** Yes

Password

Submit **Cancel**

1. Select 'Conditional'

2. Select your Account
(Click to view your limits)

3. Choose the mode. Selecting 'Session' will enable you to choose either the Pre-Close or Open sessions to place your trade

When Price is selected for 'Mode', the following selections will be available:

4. Select your condition based on 'Best Ask', 'Best Bid' or 'Last Done Price' here

5. Your Price condition may be either 'Greater / Equal' or 'Less / Equal'

6. Follow steps 3 to 10 on page 12 to submit your order

Please click [here](#) for Advanced Orders FAQ

Place order: Stop loss

Stop Loss order page allows you to set the Stop Price based on the Last Done Price.

J85:SGX

Conditional Stop Loss

Open 1.745
Bid/Ask 1.740 / 1.745
Hi/Lo 1.750 / 1.735
Bid/Ask 1,000

1.745

Account () *i*

1. If the following condition is met:

Stop Price - +

Based Last Done Price

2. Place the following order:

Action Buy **Sell** Short Sell

Price - 1.745 +

Quantity - 3,000 +

Order Type Limit

Ccy SGD

Mode Cash Validity Day

Forced No Yes

Password Password

Submit **Cancel**

1. Select 'Stop Loss'

2. Select your Account
(Click *i* to view your limits)

3. Key in your desired Stop Price based on Last Done Price.

4. Follow steps 3 to 10 on page 12 to submit your order

Please click [here](#) for Advanced Orders FAQ

Place order

Upon tapping on Submit, you will receive the following confirmation screen for order verification.

ORDER CONFIRMATION

Please confirm your order:

Acct	(Cash)	Action	Buy
Counter	5DN:SGX	Name	Ezra
Price	0.525	Qty	4,000
Ord Type	Limit	Payment	Cash
Ccy	SGD	Validity	Day
Force Ord	No		

Submit

Cancel

To complete submission of order to the system,
tap submit to confirm order

Place order

After submitting your confirmed order, you will be shown the Order Result Screen where your order is being submitted to the Exchange.

When your order is successful, the following message appears

ORDER RESULT

Your order has been accepted by the system and will be submitted to the Exchange. It will be subject to verification against certain criteria before being accepted into the Exchange's Order Book. Please check Order Book to confirm.

Acct		Action	Buy
Counter	BN4:SGX	Name	Keppel Corp
Price	8.810	Qty	3,000
Ord Type	Limit	Payment	Cash
Ccy	SGD	Validity	Day


OK






Important Note:
Upon placing your order, check Order Book for updated status and to ensure the order has been successfully placed to the relevant exchange.

Trades: Order book

Select order book or CFD order book to view orders for 'Today' or 'Up to 3 days ago'.

Tap here to select order book or CFD order book









 **Order Book**

 Today    

Name	Action Status	Balance Forced
Keppel Corp	Sell	7,000
BN4	PQ	N
Ezra	Buy	4,000
5DN	PQ	N

Important Note:

- Status of CFD trade sometimes change from "Pending" to "Rejected" when the trade is not accepted by Lim & Tan Securities.
- Your CFD trades may be fully filled or partially filled. You will see the order status as "Filled" or "Partially Filled" respectively in "Today's Orders" during market hours.

Order book:

Order details, amend and withdraw orders

When you tap on a trade all information of the trade will appear. You can also amend or withdraw your trade on this page.

<
5DN:SGX
...
Buy
Sell

Order Detail
Counter Info
M>

Pending to Enter Queue
Amend
W/D

Status	PQ	Ref No.	0LNT3C...050130
Submit	30-12-2...1:47:04	Name	Ezra
Action	Buy	Account	<input type="text"/>
Ord Type	Limit Order	Pay Mode	Cash
Ccy	SGD	Trd Ccy	SGD
Validity	Day	Org Price	0.525
Org Qty	4,000	Ord Price	0.525
Filled Qty	0	Ord Qty	4,000
Balance	4,000	Source	Android

Select Amend or Withdraw if you wish to do so for the trade.

Important Note:

For Advanced Orders, amendment of orders may result in loss of order queue. Please click [here](#) for more information.

Amend option is not available for CFD orders. Only outstanding quantity can be withdrawn.

Trades: Amend order

The Order Amend screen appears when you tap on Amend.

AMENDMENT

Amend Withdraw

1. Tap **Amend**

2. Amend the settlement currency / payment mode / price / quantity here.

3. Key in your account password.

New Qty

New Price

Ccy

Mode

Password

Pending to Enter Queue

Status	PQ
Ref No.	0LNT3CU75050130
Submit	30-12-2014 11:47:04

4. Tap submit to proceed.

Submit **Cancel**



Trades: Amend order

Check your amended order is correct and tap Submit to confirm the amendment.

AMENDMENT CONFIRMATION

Please confirm your amendment:

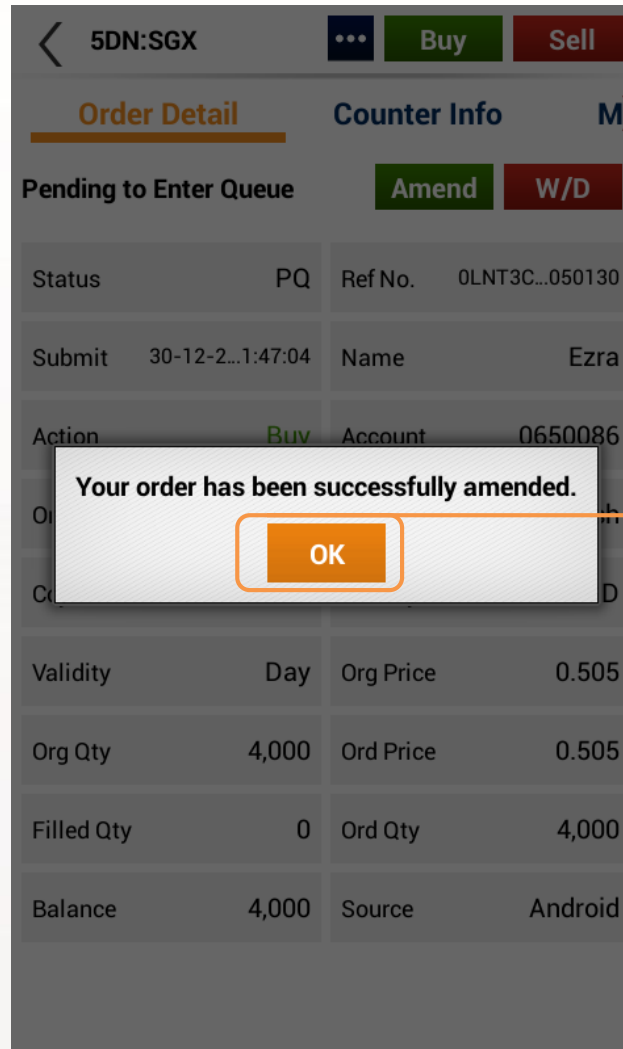
Action	Buy	Counter	5DN:SGX
Price	0.505	Qty	4,000
Payment	Cash	Ccy	SGD

Tap Submit after checking that all details of your order are correct.

Trades: Amend order

When your amendment is successful, the following message appears.



Tap OK to return to the Trade Screen.

Trades: Withdraw order

Upon tapping Withdraw, the Withdraw Order screen will appear. Key in your account password to confirm withdrawal.

WITHDRAWAL	
Amend	Withdraw
Password	<input type="password" value="Password"/>
Pending to Enter Queue	
Status	PQ
Ref No.	0LNT3CU75050130
Submit	30-12-2014 11:47:04
Name	Ezra
Action	Buy
Account	<input type="text"/>
Ord Type	Limit Order
Submit	Cancel

1. Tap **Withdraw**

2. Key in your account password.

3. Tap Submit to proceed.

Trades: Withdraw order

Check your order withdrawal is correct and tap Confirm to confirm the withdrawal.

WITHDRAWAL CONFIRMATION

Please confirm your withdrawal:

Action	Buy	Counter	5DN:SGX
Price	0.525	Qty	4,000
Payment	Cash	Ccy	SGD

Tap Confirm after checking that all details of your order are correct.

Submit

Cancel

Trades: Withdraw order

Check your order withdrawal is correct and tap Confirm to confirm the withdrawal.

The screenshot shows a mobile application interface for trading 5DN:SGX. At the top, there are buttons for 'Buy' (green) and 'Sell' (red). Below these are tabs for 'Order Detail' (selected) and 'Counter Info'. The main content area displays a 'Cancelled Order' with the following details:

Status	C	Ref No.	0LNT3C...050130
Submit	30-12-2...1:47:04	Name	Ezra
Action	Buy	Account	0650086
Validity	Day	Org Price	0.505
Org Qty	4,000	Ord Price	0.505
Filled Qty	0	Ord Qty	4,000
Balance	4,000	Source	Android


A modal dialog box is displayed in the center with the message: "Your order has been successfully withdrawn." Below the message is an orange 'OK' button.



Tap OK to return to the Trade Screen.

Portfolio









In the page, you can see your trades from all accounts summarised by counters. Trades made from other online channels can also be viewed here. Selecting a counter will show all the trades for that counter.

Tap to view portfolio or CFD portfolio

 **Unrealised Portfolio**

All Accounts ▾ All ▾  

Name	W. Avg Cost Quantity	Profit Mkt Value
SGX (Cash)		
Alliance Mineral	0.240745	-543.49
40F	20,000	4,300.00
CapitaLand	3.357855	-205.26
C31	2,000	6,540.00
Figtree	0.390840	-5,304.65
5F4	20,000	2,540.00
G Invacom	0.427800	-653.05
QS9	27,000	10,935.00
KS Energy	0.481490	-851.66
578	9,000	3,510.00
Soilbuild Const	0.251729	-1,255.12
S7P	100,000	24,000.00

Tap to toggle among:

- W. Avg Cost
- Quantity
- Amount
- Last

Tap to toggle among:

- A/c No.
- Date
- Currency
- Ested Fees
- Profit
- Market Value

Portfolio: Important Note

The portfolio does not necessarily mirror the holdings in your CDP, CFD, Margin or SRS Investment Accounts.

Please ensure you check your holdings before selling.

Shareholdings in the Portfolio will not be adjusted for Corporate actions. You will need to adjust for Corporate action manually.

Buy contracts will be automatically nett off against sell contracts of the same counter on a FIFO (first-in-first-out) basis. Nett off positions can be viewed under Realized P/L.

Account page

The account page will show your various accounts and position.

Tap to toggle among:

- Due Date / Account No.
- Action / Contract
- Currency / Date

Outstanding Position

All Accounts ▾

All ▾

↺

⚙️

Name	Due Date A/C No.	Net Amt Mode
HKG (Cash)		
BANK OF CHINA -		42,676.68
3988		Cash
BANKCOMM -		105,420.87
3328		Cash
SH ELECTRIC -		75,534.88
2727		Cash
TIANJI...RT DEV -		16,825.27
3382		Cash
Total Buy		-92,360.15
Total Sell		148,097.55

Tap to toggle among:

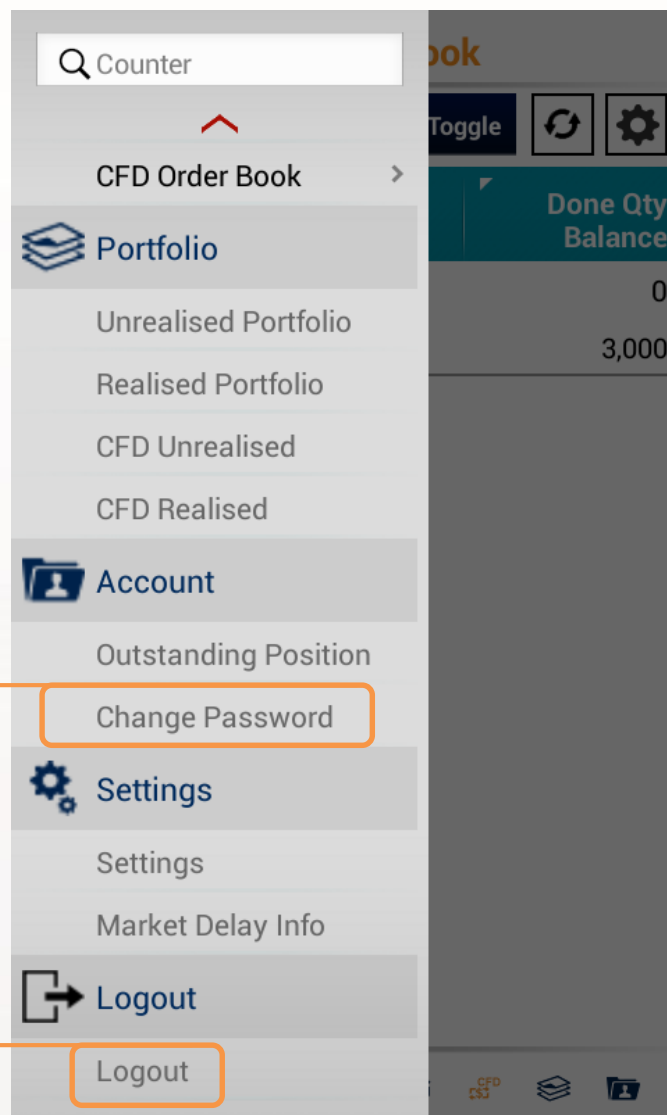
- Net Amount / Mode
- Settlement Currency / Quantity
- Price / Indicative Fx

Change Password/ Log out

Changing your Password on one channel will affect all trading channels. You may change your Password via iPhone or via the other channels.

As a security precaution, we do not allow your trading account to be logged in concurrently using different trading channels. Please log out to exit.

To log out, tap on this icon.



FAQ links for more information:

- [SGX Advanced Order FAQ](#)
- [US Advanced Order FAQ](#)
- [Android App FAQ](#)
- [Contract for Difference FAQ](#)
- [Contract for Difference Advanced Order FAQ](#)

For more assistance, please call Helpdesk: 6799 8188
or email online@limtan.com.sg